

### Official ranking

#### COMPETITION JURY

TECHNICAL DELEGATE	KABUSCH Heinz	(AUT)
CHIEF OF RACE	KRALIK Richard	(SVK)
REFEREE	PIROG Dusan	(SVK)

#### WEATHER

CONDITIONS	Sunny
SNOW	Technoical
AIR TEMPERATURE	START : -2,0 °C FINISH : 0,0 °C

#### 1st RUN

COURSESETTER	PIROG Dusan	(SVK)
FORERUNNERS	- A - CHOROGWICKA Mia	(SVK)
	- B - KAPOLKA Marek	(SVK)
	- C - PIROG Adam	(SVK)

#### 2nd RUN

	PIROG Dusan	(SVK)
- A -	BRUTOVSKY Filip	(SVK)
- B -	KAPOLKA Marek	(SVK)
- C -	PIROG Adam	(SVK)













COURSE	Furkota
START	1730 m
FINISH	1550 m
DROP	180 m
HOMOLOGATION	14048/07/21
GATES	54
DIRECTIONS	52
STARTING TIME	10:15

LIST n°722 APPLIED PENALTY : 0,00










F = 730

Rank	Bib	Code	Name	Year	Nation	Rank Scratch	Run 1 (Rank)	Run 2 (Rank)	Time	Gap	Points
------	-----	------	------	------	--------	--------------	--------------	--------------	------	-----	--------






#### Kategoria: A 6

1	105	5510166	BOECKLI Daniel	1965		4	48.54 (1)	48.89 (1)	1:37.43		32,64
2	102	5100482	RICARD Stephane	1963		6	49.52 (3)	48.94 (2)	1:38.46	1.03	40,70
3	104	5700029	TERNAVSKY Vladimir	1963		7	49.39 (2)	50.18 (3)	1:39.57	2.14	49,39
4	108	5051679	SCHRETMAYER Thomas	1965		9	50.01 (4)	50.40 (4)	1:40.41	2.98	55,97
5	109	5150397	VANOUS Bohuslav	1963		10	50.21 (5)	50.65 (6)	1:40.86	3.43	59,49
6	107	5200652	OBERGROEBNER Sepp	1964		13	50.79 (6)	50.50 (5)	1:41.29	3.86	62,86
7	120	5430039	PLOSKONKA Wojciech	1966		23	52.49 (8)	54.05 (7)	1:46.54	9.11	103,95
8	111	5700066	KRASULA Pavel	1962		26	54.05 (9)	55.18 (8)	1:49.23	11.80	125,01
9	119	5700002	PODDANY Zbynek	1965		28	54.94 (10)	55.89 (9)	1:50.83	13.40	137,53
10	115	5150290	KORVAS Pavel	1963		29	56.54 (11)	56.17 (10)	1:52.71	15.28	152,25
11	114	5150491	DVORAK Leos	1964		31	58.70 (12)	56.84 (11)	1:55.54	18.11	174,40
12	118	5201121	PONETA Pawel	1963		37	1:14.93 (13)	2:29.36 (12)	3:44.29	2:06.86	1025,65

#### Kategoria: A 5

1	123	5051477	GUGGENBICHLER Juergen	1970		1	46.28 (1)	46.98 (1)	1:33.26		0,00
2	122	5150292	HRSTKA Milan	1967		5	48.72 (2)	49.18 (2)	1:37.90	4.64	36,32
3	124	5700085	AMBROS Dusan	1969		12	51.00 (4)	50.09 (3)	1:41.09	7.83	61,29
4	125	5550003	MIHAILOVS Andrejs	1969		16	50.97 (3)	51.61 (5)	1:42.58	9.32	72,95
5	127	5150090	CUDA Radek	1967		17	51.15 (5)	51.98 (7)	1:43.13	9.87	77,26
6	121	5700131	ZABOJ Robert	1969		19	52.42 (7)	50.93 (4)	1:43.35	10.09	78,98
7	128	5150507	HORACEK Daniel	1967		20	52.75 (8)	51.77 (6)	1:44.52	11.26	88,14
8	132	5700162	DINDA Karol	1967		32	57.86 (9)	59.24 (8)	1:57.10	23.84	186,61
9	131	5700158	ROGEL Rastislav	1969		33	1:00.23 (10)	1:04.19 (9)	2:04.42	31.16	243,91



#### Kategoria: A 4

1	137	5150229	HORACEK David	1972		3	48.25 (1)	46.79 (1)	1:35.04		13,93
2	139	5560030	FURLAN Peter	1972		14	50.85 (2)	50.91 (2)	1:41.76	6.72	66,53
3	142	5430120	WADRZYK Bartlomiej	1976		21	53.65 (3)	52.08 (3)	1:45.73	10.69	97,61
4	138	5700146	BIRKA Erik	1974		24	54.02 (4)	52.64 (4)	1:46.66	11.62	104,89
5	136	5150460	KARASEK Jan	1973		36	55.30 (5)	1:12.00 (5)	2:07.30	32.26	266,45



Official ranking

Rank	Bib	Code	Name	Year	Nation	Rank Scratch	Run 1 (Rank)	Run 2 (Rank)	Time	Gap	Points
------	-----	------	------	------	--------	--------------	--------------	--------------	------	-----	--------



**Kategoria: A 3**

1	144	5700126	STANIK Roman	1977		8	50.91 (2)	49.16 (1)	1:40.07		53,31
2	143	5150393	POLACEK Jan	1981		11	50.11 (1)	50.88 (2)	1:40.99	0.92	60,51
3	153	5700204	BUCEK Miroslav	1978		27	54.37 (3)	55.08 (3)	1:49.45	9.38	126,73



**Kategoria: A 2**

1	145	5430108	GAJEWSKI-GLODEK Jakub	1984		2	47.67 (1)	46.42 (1)	1:34.09		6,50
2	148	5430118	STOLARCZYK Piotr	1985		22	52.72 (2)	53.55 (3)	1:46.27	12.18	101,84
3	146	5700202	REVAL Marek	1986		25	57.00 (3)	51.57 (2)	1:48.57	14.48	119,84
4	147	5700200	MARTIS Marek	1982		35	1:02.73 (4)	1:04.31 (4)	2:07.04	32.95	264,42

**Kategoria: A 1**




1	149	5380056	KAUCIC Christopher Jon	1989		15	47.56 (1)	54.30 (1)	1:41.86		67,32
2	151	5700199	TRSTENSKY Alexander	1988		34	1:02.21 (2)	1:02.73 (2)	2:04.94	23.08	247,98

**Kategoria: MO**

1	174	700991	BUGAŇ Martin MI.	2002		18	52.12 (1)	51.19 (1)	1:43.31		78,67
2	175	7657	ČURLEJ Marián	2002		30	57.88 (2)	55.83 (2)	1:53.71	10.40	160,07

**Not classified**

**Did Not Start - Run 1 (12)**

106	5700064	VOZARIK Jan	1963	
110	5700012	GRANEC Daniel	1962	
113	5150107	VANEK Tomas	1965	
117	5700088	CUKAN Ivan	1962	
129	5150227	REHOR Roman	1969	
130	5700042	JAMBRIK Dusan	1967	
133	5700036	BREZNIAK Dalibor	1970	
134	5430068	NIKLAS Dariusz	1970	
135	5430427	LALIK Waldemar	1973	
141	5700198	TRSTENSKY Jan	1974	
150	5700182	LUKAC Martin	1990	
152	5700203	BENDIK Peter	1990	

**Did Not Finish - Run 1 (1)**

116	5700197	TRSTENSKY Milan	1964	
-----	---------	-----------------	------	---

**Disqualified - Run 1 (1)**

103	5051036	PAULUS Walter	1963		Gate 33
-----	---------	---------------	------	---	---------

**Did Not Finish - Run 2 (2)**

126	5200885	OLDEHAVER Ulrich	1967		51.63 (18)
140	5380051	BOZIC Bojan	1976		59.61 (36)

**Disqualified - Run 2 (1)**

112	5150146	NEUZIL Jiri	1964		52.19 (20)	Gate 29
-----	---------	-------------	------	---	------------	---------

Official ranking

RECAP	1st RUN	2nd RUN	
Records :			54
Did Not Start :	12	0	12
Did Not Finish :	1	2	3
Disqualified :	1	1	2
Did Not Qualify for 2nd RUN :	2	-2	0
At Finish :			37